

# Steps for online fees payment

1. Go to the **Online Fees Payment** link provided on institute website.

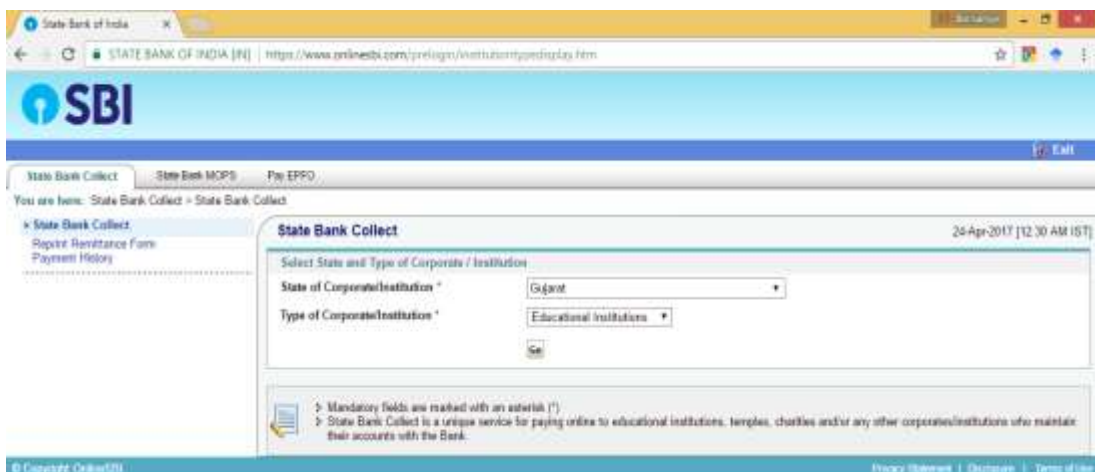
Or

Search for and go to **SBI Collect** website.

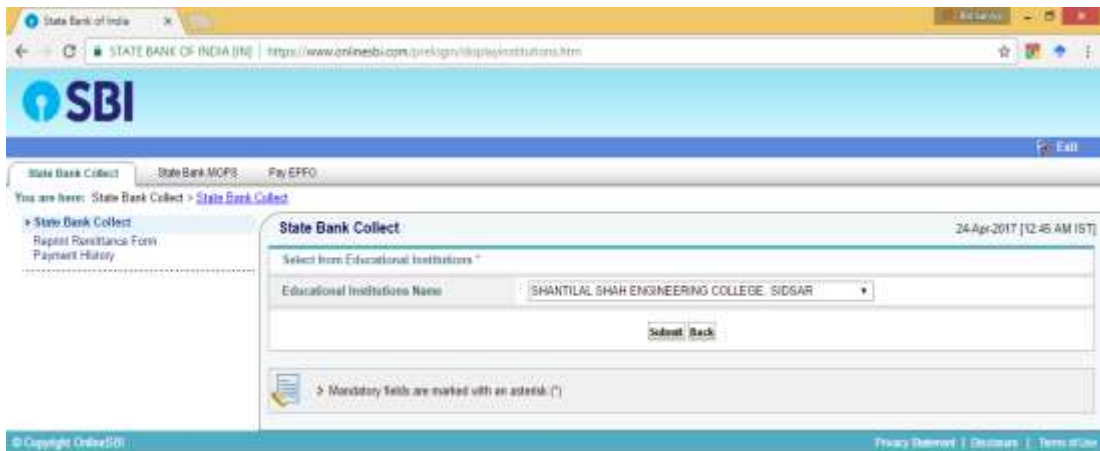
2. **State Bank Collect Disclaimer** will be opened. Read the instructions. Check the given **checkbox** and click on **Proceed**.



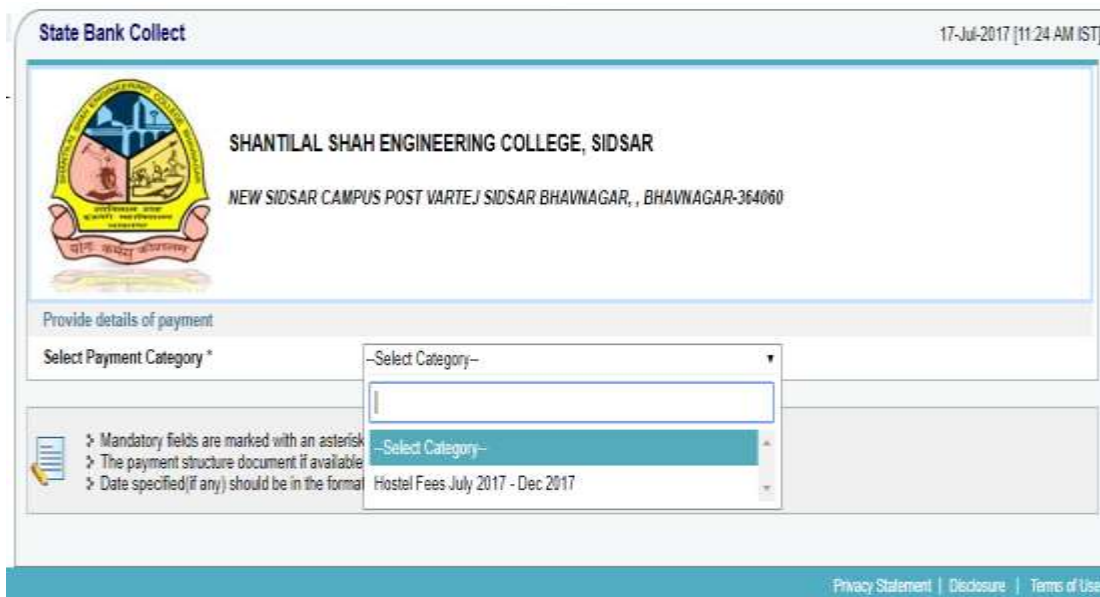
3. On next screen select State of Corporation/Institution as **Gujarat** and Type of Corporation/Institution as **Educational Institute** from dropdown list. Then click on **Go** button.



4. On next screen search for **Shantilal Shah Engineering College, Sidsar** in Educational Institute dropdown list and click on **Submit** button.




5. Next screen shows the **college logo** with its name and address. Select the appropriate **payment category**. Enter your **enrolment number**.



- Next screen shows your details (Enrolment number, Name, etc.) and exam fees details. **Verify the fees amount.** If there is any discrepancy please contact to concerned faculty. Enter remarks if any and then click on **Confirm** button.

State Bank Collect 17-Jul-2017 [11:27 AM IST]



**SHANTILAL SHAH ENGINEERING COLLEGE, SIDSAR**  
NEW SIDSAR CAMPUS POST VARTEJ SIDSAR BHAVNAGAR, BHAVNAGAR-364060


Provide details of payment


Select Payment Category *	[Hostel Fees July 2017 - Dec 2017 ▼]
Enrollment No *	[REDACTED]
Name *	[REDACTED]
Hostel Block No *	A
Hostel Residence Fee *	85
Hostel Domus Fee *	765
Establishment Fee *	100
Caution Money Deposit *	50
Other Fees (I-Card Fee) *	0
Remarks	<input type="text"/>

- Next screen asks for confirmation. Check the details and click on **Confirm** button.

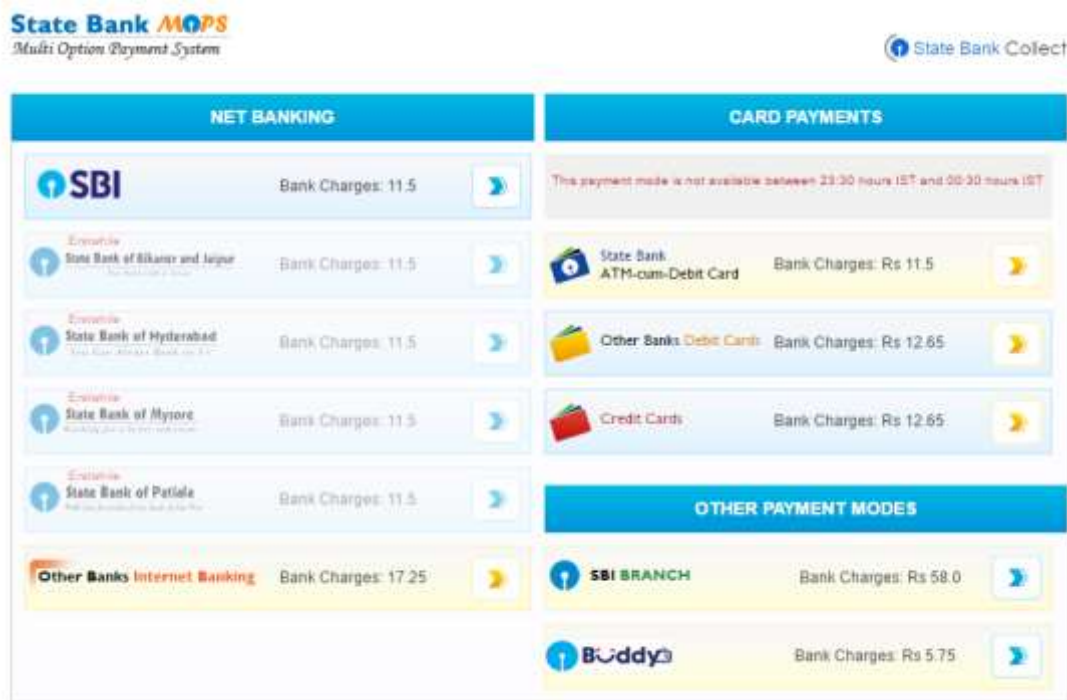
State Bank Collect

Verify details and confirm this transaction

	Educational Institutions Name	SHANTILAL SHAH ENGINEERING COLLEGE, SIDSAR
	Category	Hostel Fees July 2017 - Dec 2017
	Enrollment No	[REDACTED]
	Name	[REDACTED]
	Hostel Block No	A
	Hostel Residence Fee	85
	Hostel Domus Fee	765
	Establishment Fee	100
	Caution Money Deposit	50
	Other Fees (I-Card Fee)	0
	<b>Total Amount</b>	<b>INR 1,000.00</b>
	Remarks	

 Please ensure that you are making the payment to the correct payee.

8. Next screen will show you different payment mode options (Net banking, Card Payments, and Other Payment modes) with extra charges if any. Select payment mode of your choice and follow the instruction to pay the fees.



9. Once the payment done, it will generate SBI Collect receipt. Take the print of the receipt. Submit signed exam form and receipt to concerned faculty of your department.